



# Architectural Sunshades

## SPECIFICATIONS

Experience excellence with our top-quality architectural sunshades. Engineered to reduce heat, maximize natural light, and shield your space from harmful UV rays.

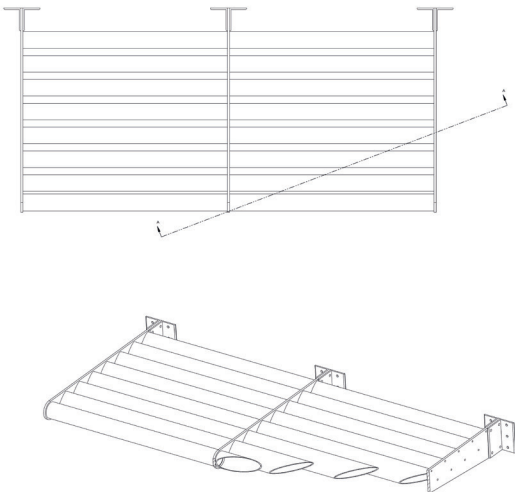


# Architectural Sunshades

## APPLICATIONS

Door and window covers    Store fronts  
Loading docks                Shopping enters  
Parking garages

## BLADES AND BULLNOSES



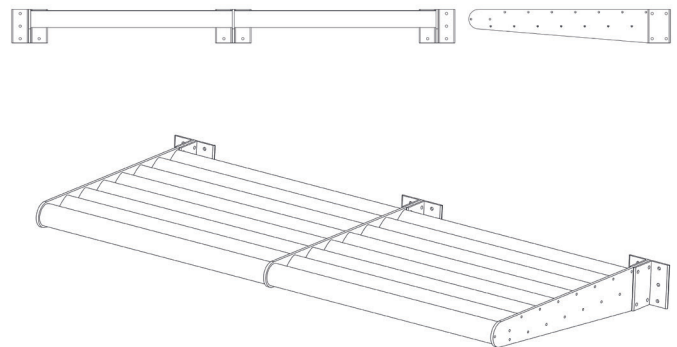
### **BULLNOSES:**

Explore our selection of premium Bullnoses, available in three elegant options: Half round, Full round, and Rectangular Tube, to elevate the aesthetic appeal of your project.

### **AIRFOIL BLADES VARIETY:**


Select from a range of Airfoil Blade options, spanning sizes from 2 inches to 12 inches, to suit your specific requirements.

## OUTRIGGERS




Discover our versatile Outriggers, featuring a choice of Rectangular Bars, Rectangular Tubes, or Plates meticulously designed with precision-cut holes, ready to seamlessly accommodate and enhance your blade attachments

## MATERIALS



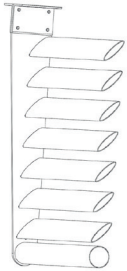
### 6" x 6" 1/4" Flat Base Plates

Designed for use in trades and job sites.  
Weather resistant to withstand rough outdoor work conditions.  
Made of heavy-duty steel for durability.



### 1/2" x 3" Ø Through Bolt

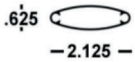
Secures metal without pre-drilling.  
Fast and easy installation.  
Protects the job's appearance.  
Many dimensions available.



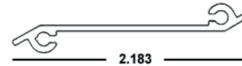
### Standard Framing

Rectangular tube frames (mitered for welding).  
Aluminum pre-punched rectangular tubes for side frames and center mullion.  
Air Foil Louver Blades.

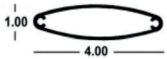
## AIR FOIL OPTIONS



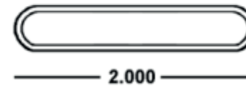
**2-1/8" Air Foil x 16'**  
56-63-200 Wall: .045  
uses #14 screw



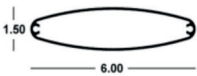
**2" Solid Blade x 20'** uses #8 screw  
52-63-4696 Mill Finish  
52-63-3060 White



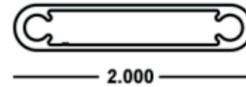
**4" Air Foil x 24'**  
56-63-400 Wall: .080  
uses #14 screw



**2" Hollow Blade x 16'**  
41-63-830 Mill Finish



**6" Air Foil x 24'**  
56-63-600 Wall: .100  
52-63-1020 (MO) Wall: .100  
uses #14 screw



**2" Hollow Blade x 16'** uses #14 screw  
80-MF-013 Mill Finish



**8" Air Foil x 24' (2 screw bosses)**  
56-63-400 (TX/MO) Wall: .110  
uses #14 screw



**10" Air Foil**  
MILL ORDER 56-63-1000 Wall: .125  
uses #14 screw



**12" Air Foil**  
MILL ORDER 52-63-11852 Wall: .125  
uses #14 screw