



# Architectural Canopy With Hanger Rods

## SPECIFICATIONS

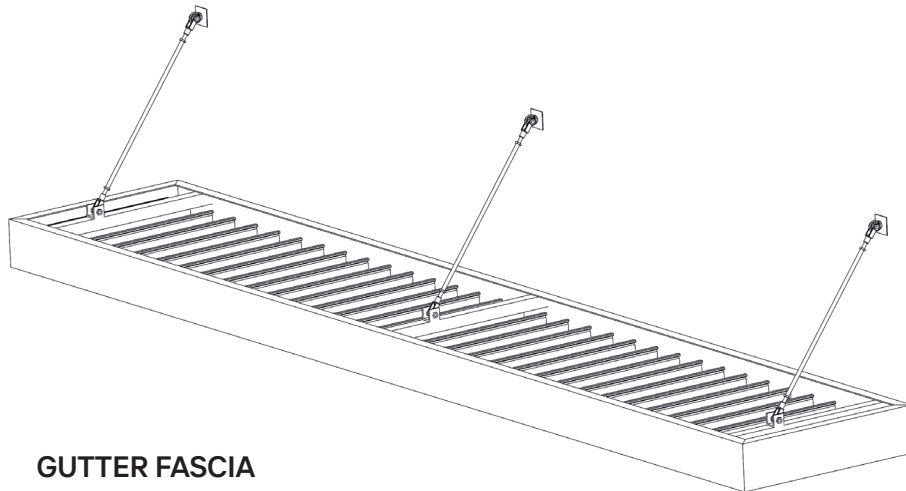
Experience excellence with our top-quality extruded aluminum canopies. Featuring a unique built-in drainage system, these lightweight canopies offer a contemporary facelift for your exterior while providing essential sun, rain and snow protection



# Architectural Canopy With Hanger Rods

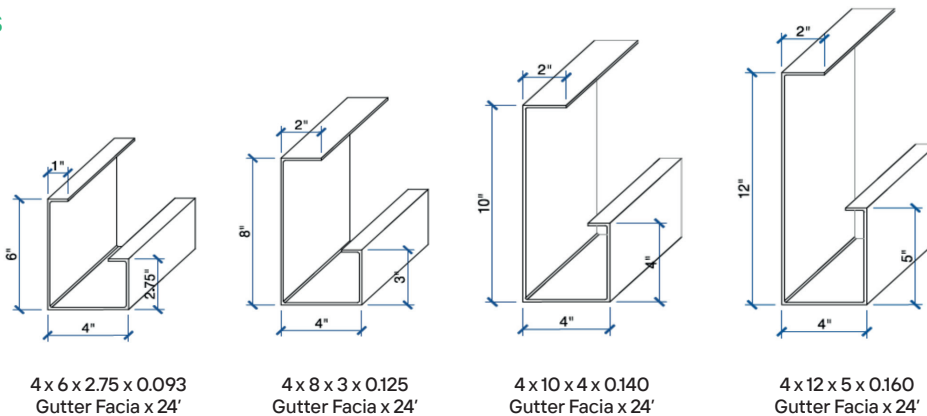
## TECHNICAL DATA

All-Extruded Aluminum (T6- 6063).  
Fascia .125".  
Deflection rating L/180.



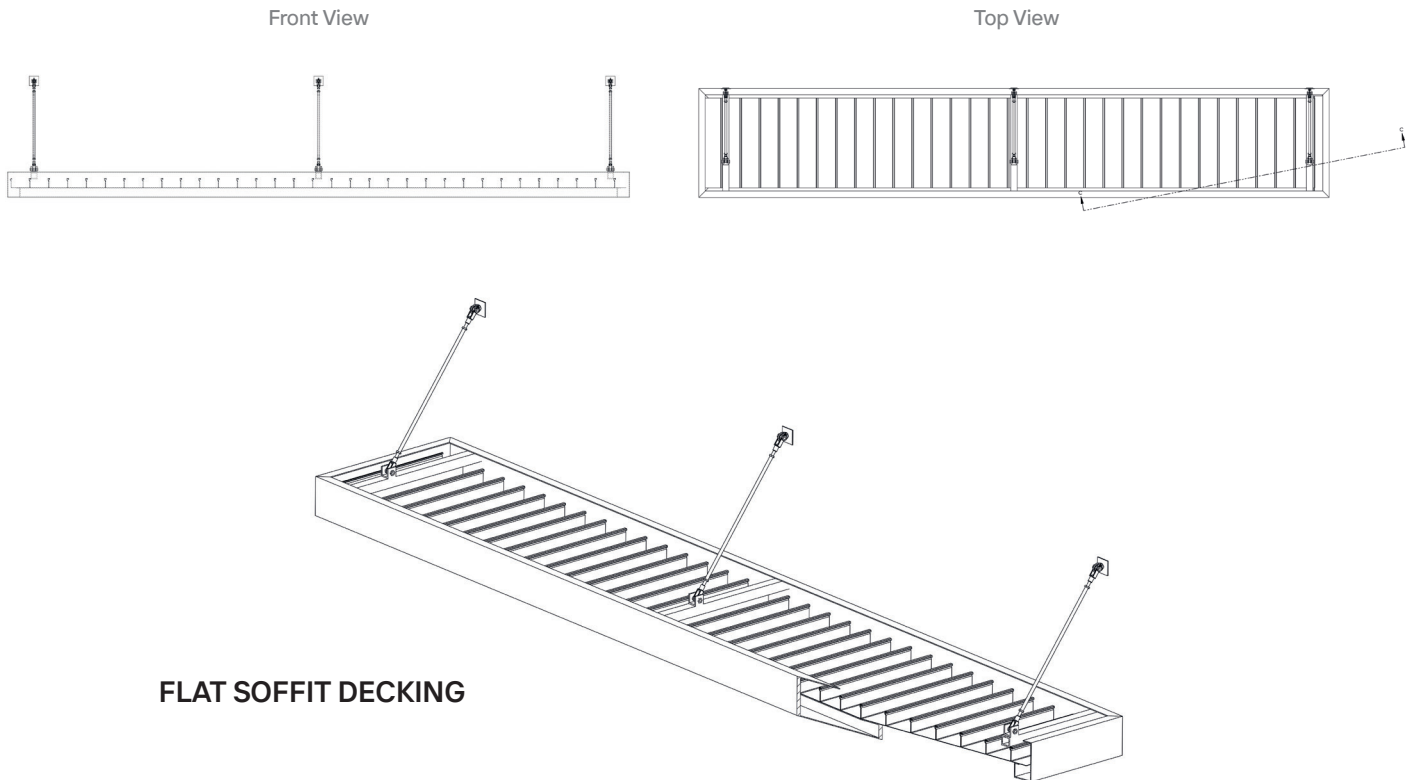
GUTTER FASCIA

## Fascia Options



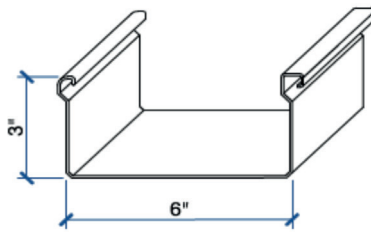
## FLAT SOFFIT DECKING

Decking consists in interlocking extruded aluminum members with mechanical fasteners field applied to provide structural integrity for the completed assembly.

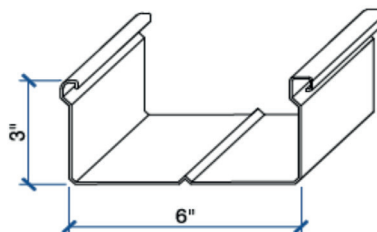


**FLAT SOFFIT DECKING**

## Deck Options




3 x 6 x 0.078 Seld Mating  
Canopy Roof Pan x 24'



3 x 6 x 0.078 Seld Mating  
Canopy Roof Pan (V-Deck)

## SUPPORT SYSTEM

Connections are mechanically assembled utilizing 3/16" fasteners with a minimum shear stress of 350 lb.



Hanger rods made of 1/2" galvanized steel threaded rod with an aluminum sleeve and adjustable jaw ends.



2" x 2" x 1/4" square aluminum tube integrated into the canopy to provide support to the hanger rods.

## CONCEALED DRAINAGE

Water will drain from covered surfaces into the integral fascia gutter and be directed to either the front or the rear for discharge via its designated downspout.

